



Cumulative Statistics

合計スタッツ / Statistiques cumulées

CHN - China

After 4 games Player Totals

No.	Name	GP	TP	Field Goals		2 Points		3 Points		Free Throws		Rebounds			AS	TO	ST	BS	PF	FD	+/-	PTS
				M/A	%	M/A	%	M/A	%	M/A	%	OR	DR	TOT								
3	YANG Liwei	4	1:33:45	12/28	43	7/15	47	5/13	38	0/1	0	7	7	7	9	10			6	2	33	29
4	LI Yuan	4	1:29:46	7/22	32	4/12	33	3/10	30	6/8	75	2	5	7	12	5	2		7	7	17	23
5	WANG Siyu	4	1:08:41	10/17	59	8/14	57	2/3	67	12/14	86	1	8	9	16	9	4		7	14	34	34
6	WU Tongtong	2	7:41	0/1	0	0/1	0					1	1	1	4	1			1		0	
7	SHAO Ting (C)	4	1:44:48	16/33	48	14/27	52	2/6	33	7/12	58	7	16	23	17	10	6		5	6	22	41
8	ZHANG Ru	3	0:49																			-1
9	LI Meng	4	1:35:36	15/36	42	8/17	47	7/19	37	6/6	100	3	10	13	13	9	1	1	6	4	28	43
10	PAN Zhenqi	4	1:05:53	8/12	67	5/8	63	3/4	75	6/6	100	3	10	13	3	4	4	1	3	4	26	25
11	HUANG Sijing	4	1:03:33	3/18	17	2/7	29	1/11	9	3/3	100	2	9	11	10	6	3		6	1	19	10
13	SUN Mengran	4	52:07	5/15	33	0/3	0	5/12	42			2	10	12	3	3	1		6	1	9	15
14	LI Yueru	4	1:35:33	22/28	79	22/28	79			15/20	75	13	20	33	11	12	1	3	5	16	58	59
15	HAN Xu	4	1:01:48	15/25	60	14/22	64	1/3	33	7/8	88	5	25	30	1	8	1	8	5	10	0	38
Team / Coach																						
Totals				113/235	48	84/154	55	29/81	36	62/78	79	44	128	172	99	81	23	13	57	65	49	317
Opponents				104/280	37	80/192	42	24/88	27	36/51	71	47	83	130	71	53	46	9	66	57	-49	268

Team Totals

	CHN	Opponents
Points from Turnovers	46	60
Points in the Paint	152 (76/128) 59%	124 (62/125) 50%
Second Chance Points	39	36
Fast Break Points	55	41
Bench Points	126	73

Player Averages

No.	Name	GP	MPG	Field Goals		2 Points		3 Points		Free Throws		Rebounds			AS	TO	ST	BS	PF	FD	+/-	PPG
				M/A	%	M/A	%	M/A	%	M/A	%	OR	DR	TOT								
3	YANG Liwei	4	23.4	3.0/7.0	43	1.8/3.8	47	1.3/3.3	38	0.0/0.3	0	1.8	1.8	2.3	2.5			1.5	0.5	8.3	7.3	
4	LI Yuan	4	22.4	1.8/5.5	32	1.0/3.0	33	0.8/2.5	30	1.5/2.0	75	0.5	1.3	1.8	3.0	1.3	0.5		1.8	1.8	4.3	5.8
5	WANG Siyu	4	17.2	2.5/4.3	59	2.0/3.5	57	0.5/0.8	67	3.0/3.5	86	0.3	2.0	2.3	4.0	2.3	1.0		1.8	3.5	8.5	8.5
6	WU Tongtong	2	3.8	0.0/0.5	0	0.0/0.5	0					0.5	0.5	2.0	0.5				0.5		0.0	
7	SHAO Ting (C)	4	26.2	4.0/8.3	48	3.5/6.8	52	0.5/1.5	33	1.8/3.0	58	1.8	4.0	5.8	4.3	2.5	1.5		1.3	1.5	5.5	10.3
8	ZHANG Ru	3	0.3																			-0.3
9	LI Meng	4	23.9	3.8/9.0	42	2.0/4.3	47	1.8/4.8	37	1.5/1.5	100	0.8	2.5	3.3	3.3	2.3	0.3	0.3	1.5	1.0	7.0	10.8
10	PAN Zhenqi	4	16.5	2.0/3.0	67	1.3/2.0	63	0.8/1.0	75	1.5/1.5	100	0.8	2.5	3.3	0.8	1.0	1.0	0.3	0.8	1.0	6.5	6.3
11	HUANG Sijing	4	15.9	0.8/4.5	17	0.5/1.8	29	0.3/2.8	9	0.8/0.8	100	0.5	2.3	2.8	2.5	1.5	0.8		1.5	0.3	4.8	2.5
13	SUN Mengran	4	13.0	1.3/3.8	33	0.0/0.8	0	1.3/3.0	42			0.5	2.5	3.0	0.8	0.8	0.3		1.5	0.3	2.3	3.8
14	LI Yueru	4	23.9	5.5/7.0	79	5.5/7.0	79			3.8/5.0	75	3.3	5.0	8.3	2.8	3.0	0.3	0.8	1.3	4.0	14.5	14.8
15	HAN Xu	4	15.5	3.8/6.3	60	3.5/5.5	64	0.3/0.8	33	1.8/2.0	88	1.3	6.3	7.5	0.3	2.0	0.3	2.0	1.3	2.5	0.0	9.5
Team / Coach																						
Totals				28.3/58.8	48	21.0/38.5	55	7.3/20.3	36	15.5/19.5	79	11.0	32.0	43.0	24.8	20.3	5.8	3.3	14.3	16.3	12.3	79.3
Opponents				26.0/70.0	37	20.0/48.0	42	6.0/22.0	27	9.0/12.8	71	11.8	20.8	32.5	17.8	13.3	11.5	2.3	16.5	14.3	-12.3	67.0

Team Averages

	CHN	Opponents
Points from Turnovers	11.5	15.0
Points in the Paint	38.0	31.0
Second Chance Points	9.8	9.0
Fast Break Points	13.8	10.3
Bench Points	31.5	18.3



Cumulative Statistics

合計スタッツ / Statistiques cumulées

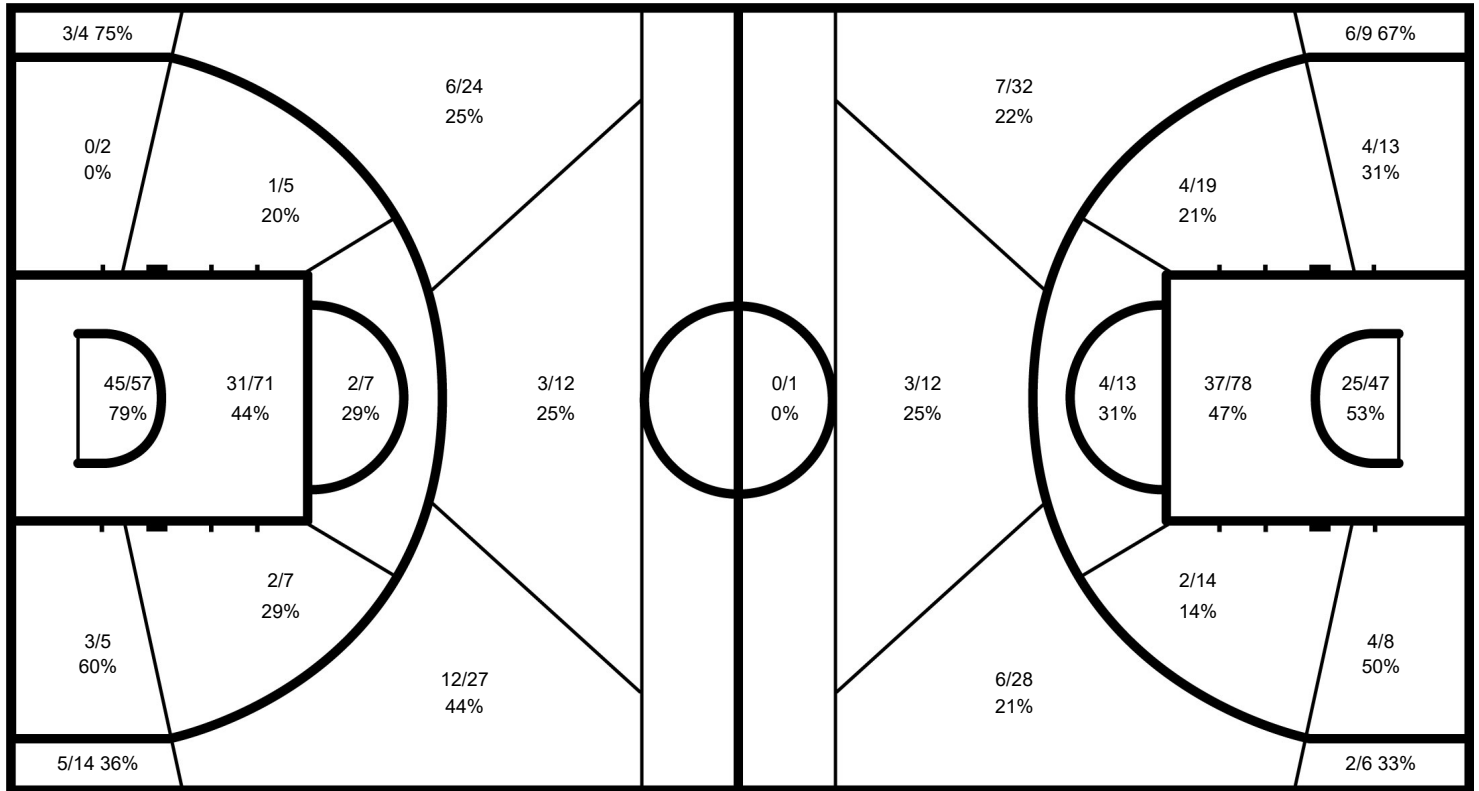
CHN - China

After 4 games

Phase	CHN Played	Score		Field Goals		2 Points		3 Points		Free Throws		Rebounds			AS	TO	ST	BS	PF	FD
				M / A	%	M / A	%	M / A	%	M / A	%	OR	DR	TOT						
Preliminary Round Group C	PUR	97-55	For	35/63	56	28/44	64	7/19	37	20/25	80	13	42	55	33	19	5	3	14	17
			Agn.	21/76	28	14/48	29	7/28	25	6/10	60	13	17	30	10	12	9	3	18	14
Preliminary Round Group C	AUS	76-74	For	26/60	43	19/39	49	7/21	33	17/21	81	11	31	42	24	21	4	4	17	18
			Agn.	26/67	39	17/41	41	9/26	35	13/16	81	8	23	31	21	13	10	1	18	17
Preliminary Round Group C	BEL	74-62	For	30/58	52	23/42	55	7/16	44	7/11	64	11	26	37	21	18	8	2	8	13
			Agn.	27/66	41	25/48	52	2/18	11	6/7	86	10	19	29	20	15	13	3	13	8
Quarterfinal	SRB	70-77	For	22/54	41	14/29	48	8/25	32	18/21	86	9	29	38	21	23	6	4	18	17
			Agn.	30/71	42	24/55	44	6/16	38	11/18	61	16	24	40	20	13	14	2	17	18

CHN - China

Opponents



CHN

	M / A	%
Field Goals	113 / 235	48
2 Points	84 / 154	55
3 Points	29 / 81	36
Free Throws	62 / 78	79

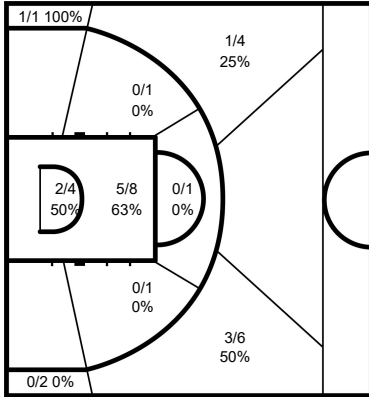
Opponents

%	M / A	
37	104 / 280	Field Goals
42	80 / 192	2 Points
27	24 / 88	3 Points
71	36 / 51	Free Throws



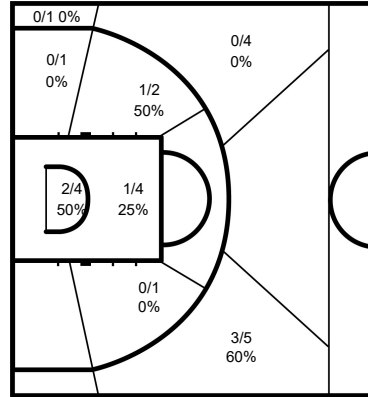
Cumulative Statistics
合計スタッツ / Statistiques cumulées
CHN - China
After 4 games

3 YANG Liwei



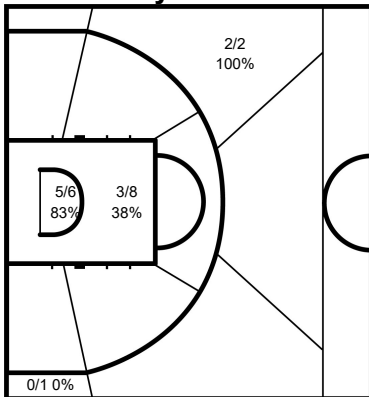
	M / A	%
Field Goals	12 / 28	43
2 Points	7 / 15	47
3 Points	5 / 13	38
Free Throws	0 / 1	0

4 LI Yuan



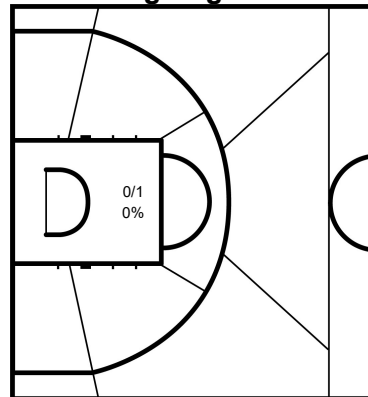
	M / A	%
Field Goals	7 / 22	32
2 Points	4 / 12	33
3 Points	3 / 10	30
Free Throws	6 / 8	75

5 WANG Siyu



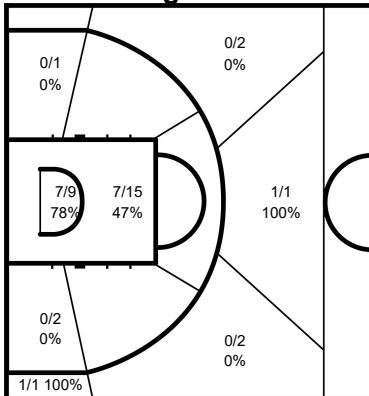
	M / A	%
Field Goals	10 / 17	59
2 Points	8 / 14	57
3 Points	2 / 3	67
Free Throws	12 / 14	86

6 WU Tongtong



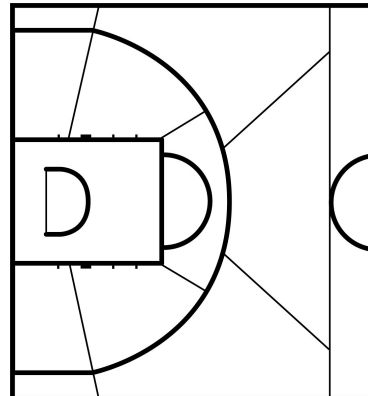
	M / A	%
Field Goals	0 / 1	0
2 Points	0 / 1	0
3 Points		
Free Throws		

7 SHAO Ting



	M / A	%
Field Goals	16 / 33	48
2 Points	14 / 27	52
3 Points	2 / 6	33
Free Throws	7 / 12	58

8 ZHANG Ru

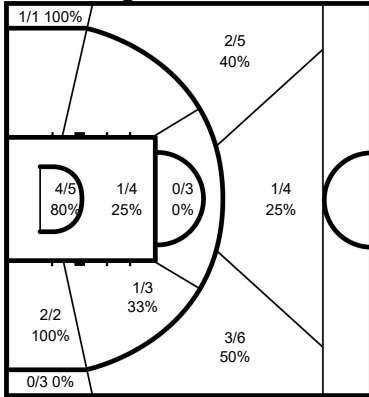


	M / A	%
Field Goals		
2 Points		
3 Points		
Free Throws		



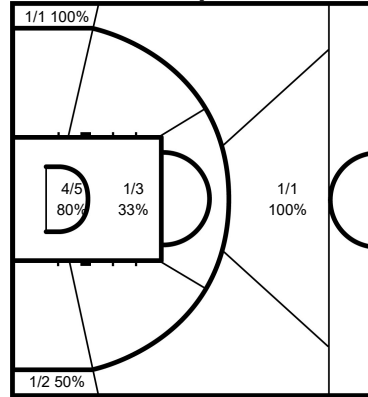
Cumulative Statistics
合計スタッツ / Statistiques cumulées
CHN - China
After 4 games

9 LI Meng



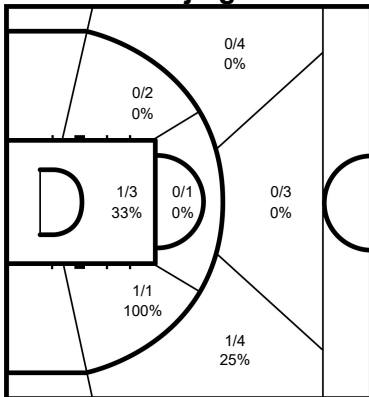
	M / A	%
Field Goals	15 / 36	42
2 Points	8 / 17	47
3 Points	7 / 19	37
Free Throws	6 / 6	100

10 PAN Zhenqi



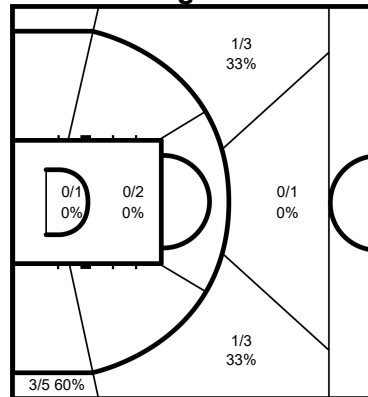
	M / A	%
Field Goals	8 / 12	67
2 Points	5 / 8	63
3 Points	3 / 4	75
Free Throws	6 / 6	100

11 HUANG Sijing



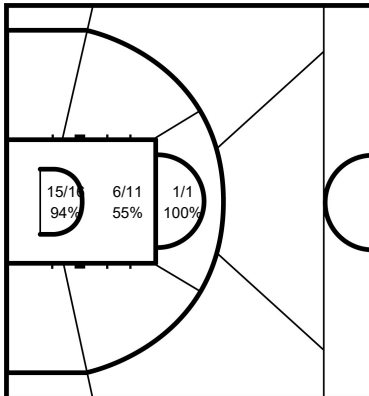
	M / A	%
Field Goals	3 / 18	17
2 Points	2 / 7	29
3 Points	1 / 11	9
Free Throws	3 / 3	100

13 SUN Mengran



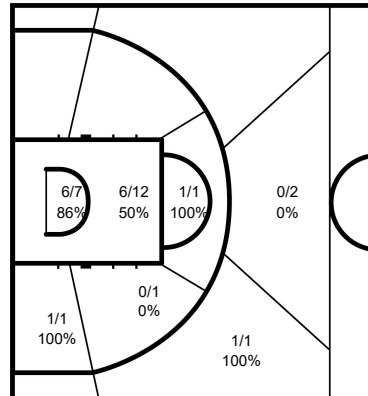
	M / A	%
Field Goals	5 / 15	33
2 Points	0 / 3	0
3 Points	5 / 12	42
Free Throws		

14 LI Yueru



	M / A	%
Field Goals	22 / 28	79
2 Points	22 / 28	79
3 Points		
Free Throws	15 / 20	75

15 HAN Xu



	M / A	%
Field Goals	15 / 25	60
2 Points	14 / 22	64
3 Points	1 / 3	33
Free Throws	7 / 8	88

Legend:			
%	Shooting Percentage	(C)	Captain
BS	Blocked Shots	DR	Defensive Rebounds
MPG	Minutes Played per Game	No.	Uniform Number
PTS	Points	ST	Steals
+/-	Plus-Minus	FD	Fouls Drawn
Agn.	Against	OR	Offensive Rebounds
GP	Games Played	TO	Turnovers
PF	Fouls	TOT	Total Rebounds
AS	Assists	M / A	Made / Attempts
PPG	Points per Game	TP	Time Played